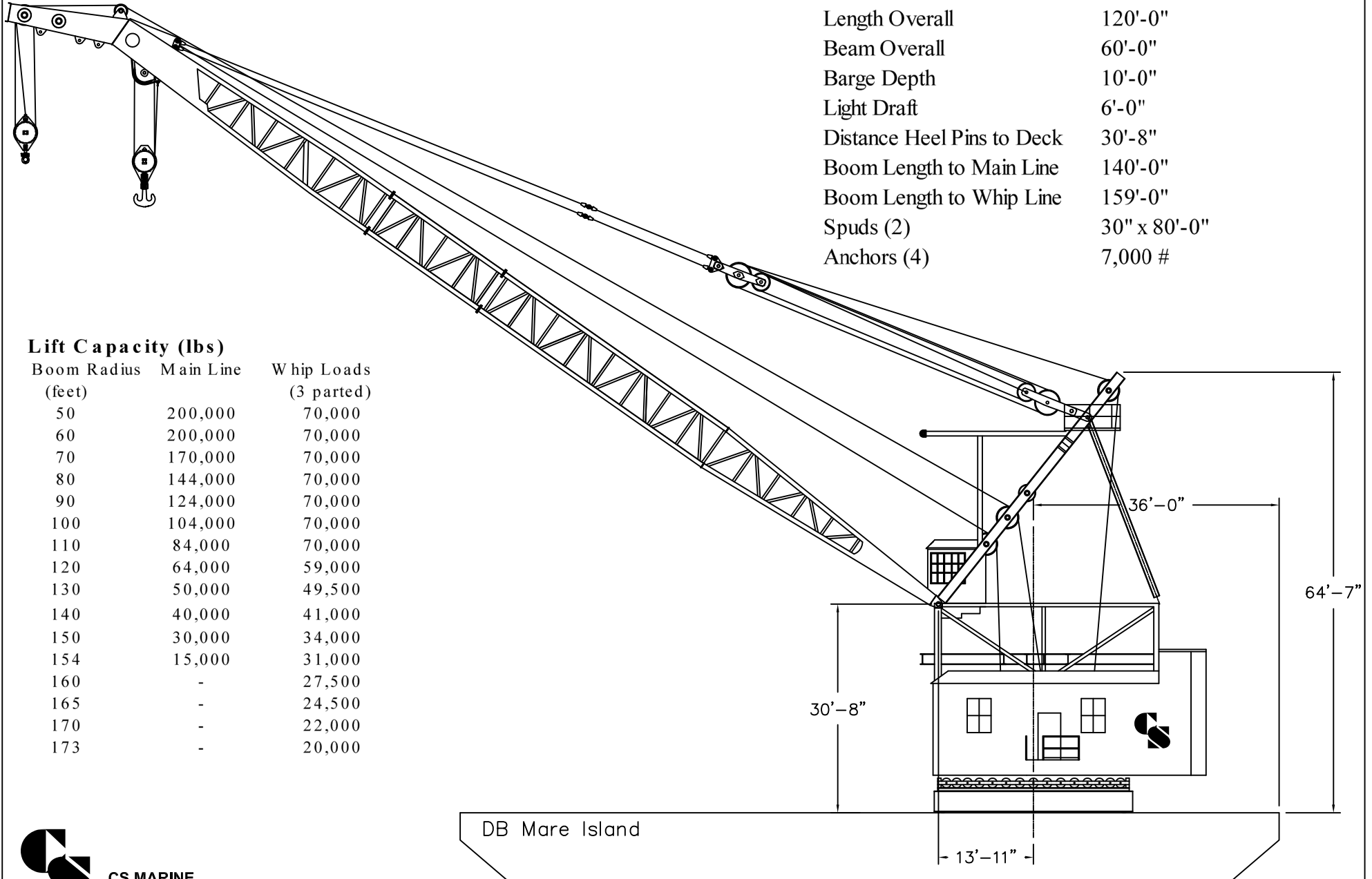


DB MARE ISLAND USCG Reg. No.: 1293017

Length Overall	120'-0"
Beam Overall	60'-0"
Barge Depth	10'-0"
Light Draft	6'-0"
Distance Heel Pins to Deck	30'-8"
Boom Length to Main Line	140'-0"
Boom Length to Whip Line	159'-0"
Spuds (2)	30" x 80'-0"
Anchors (4)	7,000 #

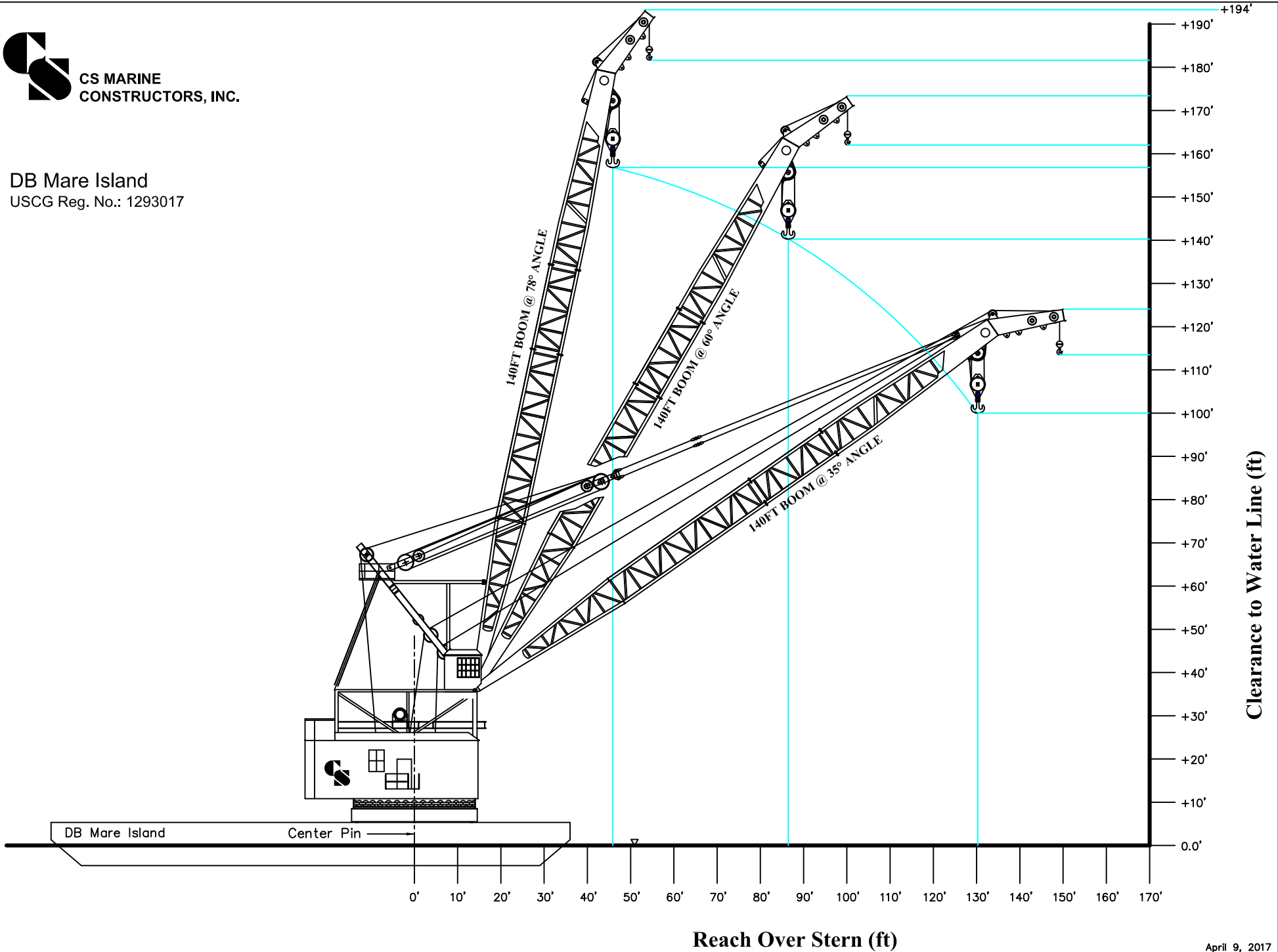


Lift Capacity (lbs)

Boom Radius (feet)	Main Line	Whip Loads (3 parted)
50	200,000	70,000
60	200,000	70,000
70	170,000	70,000
80	144,000	70,000
90	124,000	70,000
100	104,000	70,000
110	84,000	70,000
120	64,000	59,000
130	50,000	49,500
140	40,000	41,000
150	30,000	34,000
154	15,000	31,000
160	-	27,500
165	-	24,500
170	-	22,000
173	-	20,000

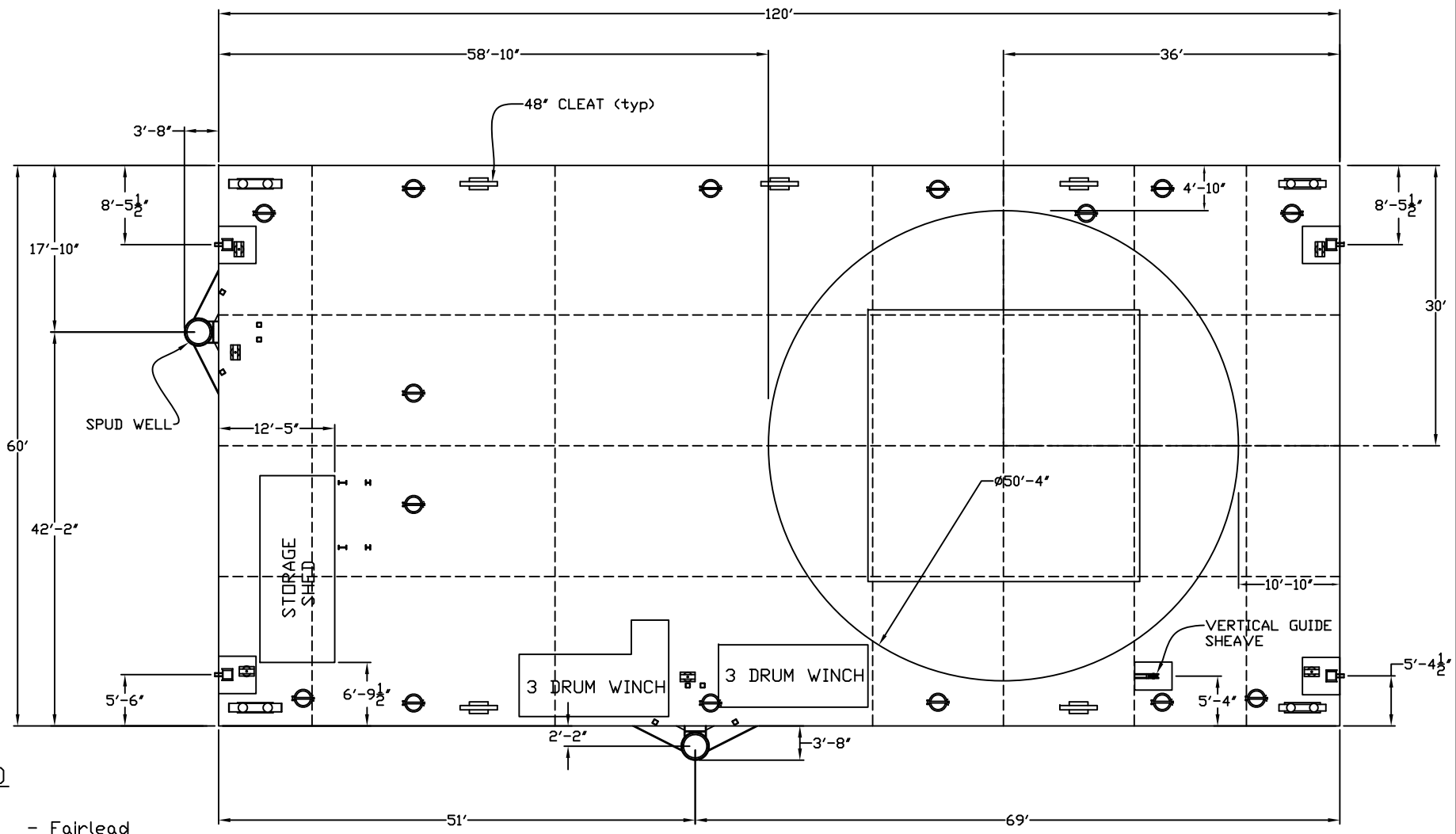


DB Mare Island
USCG Reg. No.: 1293017







Clearance to Water Line (ft)

Reach Over Stern (ft)



LEGEND

-  - Fairlead
-  - 18"Ø Hatch
-  - Guide Sheave
-  - BITT

CSM MARE ISLAND - Deck Layout

 CS MARINE
CONSTRUCTORS, INC.

TITLE DB Mare Island - Deck Layout	DATE 4/2/19
---------------------------------------	----------------

ZONE	REV	DESCRIPTION	DATE	APPROVED	SCALE As Shown	DRAWN BY K Blythe	SHEET DWG 001

REVISIONS